

MA.CO.2L

macoduelle.com 
Italian Woodworking Machinery

400B

Combinata 2 lavori

Toupie

Sega circolare con inclinazione


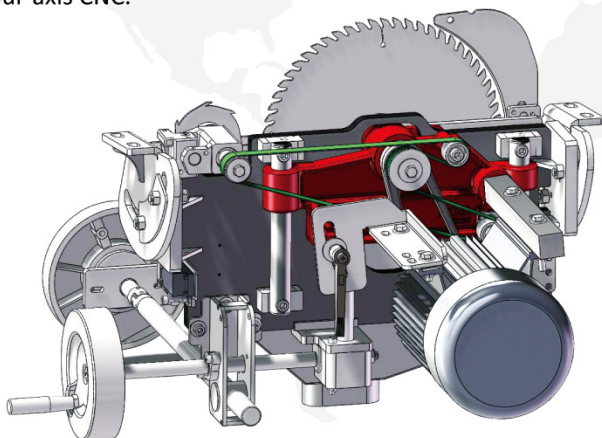
Combined 2 operations

Spindle Moulder

Circular saw with tilting blade



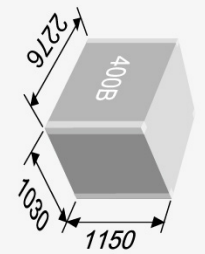
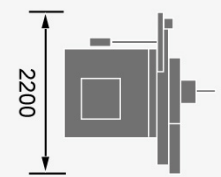
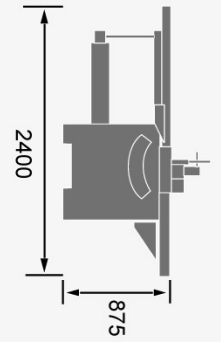

Strong and stable cast iron combined with steel plate, lifted by double round bars. And all of them are processed by four-axis CNC.





400B

Dimensioni & dati tecnici
Dimensions & technical datas



Sega circolare	Circular saw	Unit	400B
Piano di lavoro	Working table	mm	1280x1112
Velocità di rotazione/incisore	Shaft rotation/Engraver speed	r.p.m.	4500/7000
Lama dimension	Blade diameter	mm	300x30
Altezza max.taglio 45°/90°	Cutting height at 45°/90°	mm	75/95
Passaggio max. fra lama e guida	Max distance between blade and fence	mm	1250
Incisore	Scoring blade diameter	mm	90x22
Toupie (Fresatrice verticale)	Shaper		
Piani di lavoro	Working tables	mm	290x1112
Velocità di rotazione	Shaft rotation speeds	r.p.m.	2000/3100/4400/7000
Diametro albero standard	Standard shaft diameter	mm	30/35/50
Corsa verticale albero	Shaft vertical stroke	mm	115
Diametro max utensile	Max. tool diameter	mm	180
Profondità tenonare max.	Max. tenoning depth	mm	65
Dotazioni standard	Standard accessories		
Potenza motori trifase	3-phase motor power	HP - kW	4,0 - 3,0
Dimensioni carro	Carriage dimensions	mm	2200x315
Peso	Weight	kg	430
Accessori a richiesta	Optional accessories		
Motore monofase	Single-phase motor	HP - kW	4,0 - 3,0
Motore maggiorato trifase	Increased 3-phase motor	HP - kW	5,5 - 4,0
Dimensioni e corsa	Dimension Carriage	mm	2600

Optional accessories Accessori a richiesta

Contouring fence Guida a contornare 	Tenoning fence Cuffia a tenonare 	Cutter Heads N°7 Coltelli N°7 	Angle Ruler Pro Goniometro Pro 	Saw Blade Lama sega 	Engraver Incisore 
--	---	--	---	---	--

MA.GO.21
 MA.CO.21 srl
 Via Torino 31, 37053 Cerea (VR) ITALY
 +39 044 230 295
 info@macoduelle.com
 www.macoduelle.it